

01. TRADING PLATFORM HANDOUT

MINERAL PRODUCT TRADING

THE BASIC GUIDELINES OF THE PLATFORM

There are 2 different options to register into our commodity trading platform. You can register on your own by pressing the register button and uploading the required documents. Or BDsec JSC can do the process behalf on you. After the customer registers on www.comexchange.mn, your documents uploaded are going to be checked, and the right to participate in the auction will be given to your email.

Registration:

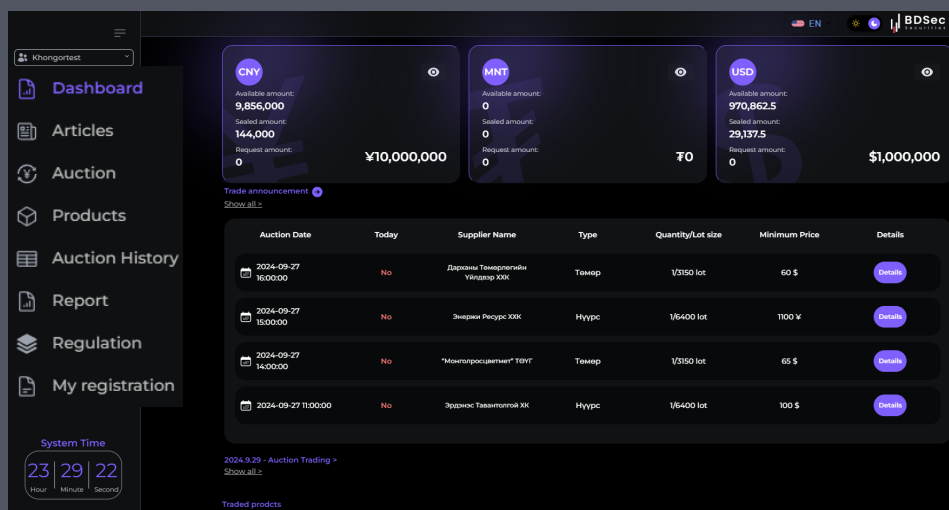
1. Visit www.comexchange.mn
2. Sign Up by filling informations
3. Check your email
4. You may need to check spam
5. After clicking on the link, log in
6. Press on my registration button
7. Fill all required documents
8. After your documents are verified your right to participate in an auction wil be given.

Note: You need to upload a contract signed between your company and BDsec JSC by email. If you have not signed it yet, please upload any single file. We will contact you.

SCAN ME



BDSEC JSC
MINERAL PRODUCT
TRADING PLATFORM



Description:

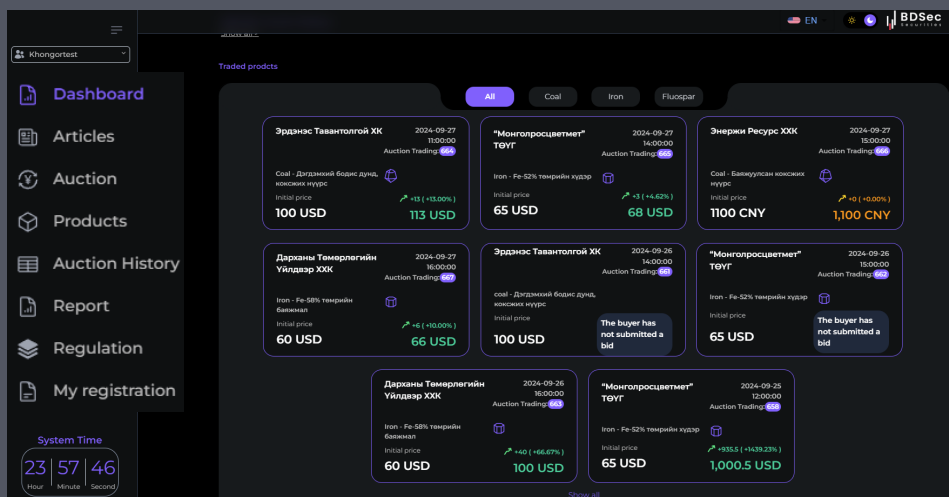
When you log in, you will see your deposits, the mining commodity exchange's auction announcements, the latest traded products, and system time.

Buttons:

As you can see in the upper right corner of the main window, you can choose from English, Mongolian, or Chinese, and you can switch to day or night mode.

In the left part of the window, you will see the options "Dashboard", "Articles", "Auction", "Products" "Auction History", "Report", "Regulation", and My Registration.

News prepared by the Mongolian Stock Exchange is in the "Article" section. You can read trade histories, and find detailed information on traded commodities, and recent news from the "Article" section.



Description:

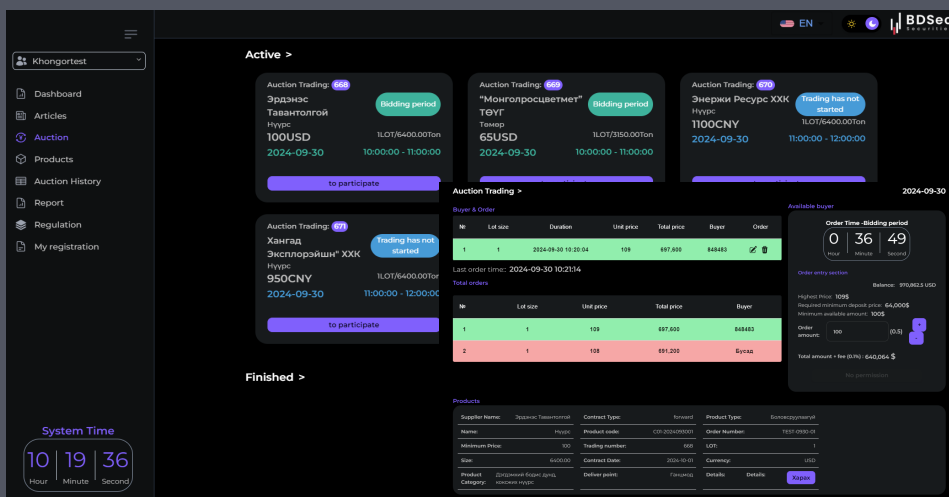
When you press on the auction section, you will see today's incoming and finished trades. To participate in an auction, click on the trade you wanted, and you will see the bidding time which lasts for 60 minutes, and an auction starts.

If you want to raise your price press on + button.

If your price is the highest when an auction finishes, you can see your trade history from a section named Auction History.

From the "Products section", you can see all products announced to be traded in the coming days.

In the "Report" section, you can choose reports from 3 different types Order details, Won deals, and Weighted average indicator.



Reminder:

The auction organized by the Mongolian Stock Exchange will be completed in a total of 1 hour, and buyers should place an order to increase the price within 1 minute after the start of trading and after submission of competing bids. If no order is placed in preference to the last entered price during this 1 minute period, the transaction will be executed at that price and the trade will be closed.



Wechat QR code
Mining_Bdsec



Manager, Mining Department

WWW.bdsec.mn

Email: Mining@bdsec.mn

Contact: +86 137-2248-7119, +976 9901-3089

02.交易平台简介

扫我



矿产品交易平台 系统简介

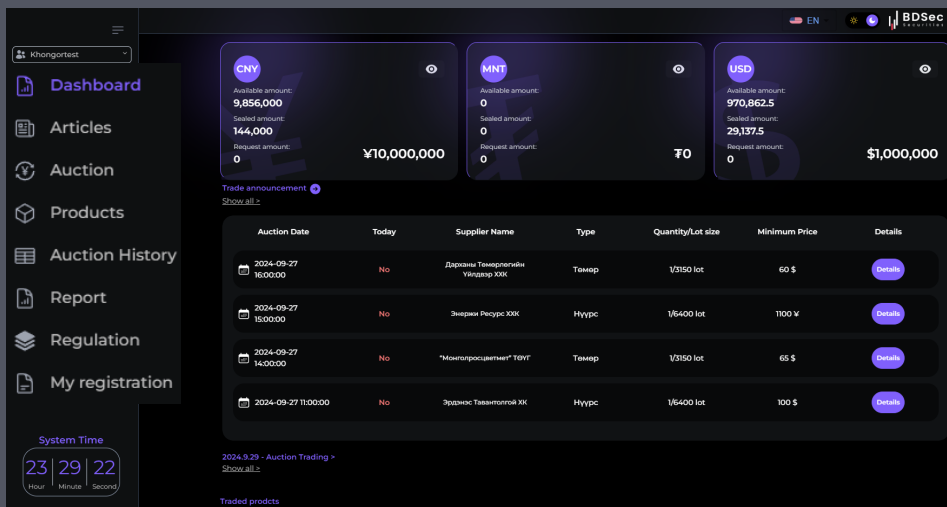
碧迪证券股份有限公司
矿产品
交易平台

我们的矿产交易平台有两种注册方式。您可以自行注册，按下注册按钮并上传所需文件。或者碧迪证券股份有限公司专家可以代表您完成该步骤。客户在www.comexchange.mn注册完，您上传的文件将通过系统检查后，您的参与交易权将发送到您的电子邮件。

登记注册:

1. 登录www.comexchange.mn
2. 填写信息并注册
3. 查看您的电子邮件
4. 可能需要检查您的垃圾邮箱
5. 点击链接后，登录
6. 请按我的注册按钮
7. 填写所需的文件
8. 您的文件经过验证后
您将获得参与交易权。

注意：您需要通过电子邮件上传您公司与 碧迪证券股份有限公司之间签订的合同。如果您尚未签，请上传任意文件。我们会联系您。



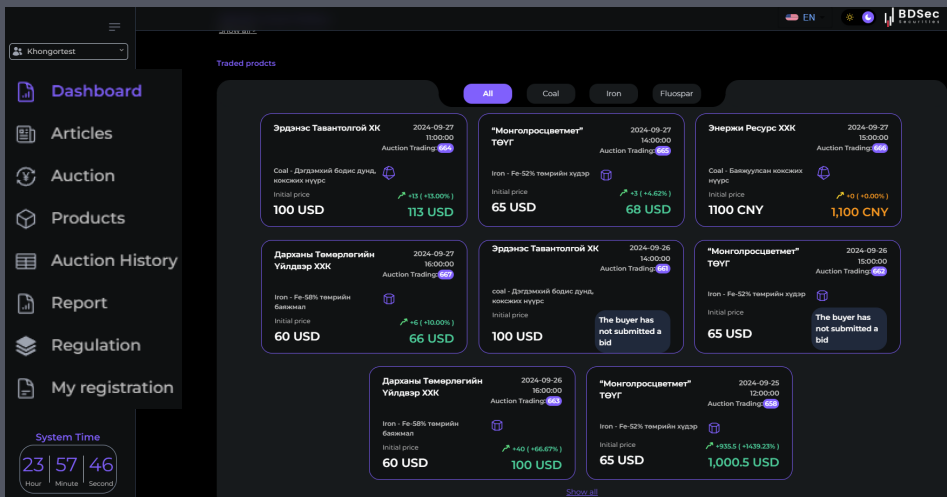
描述:

登录后，您将看到您的充值、矿品交易所拍卖公告、近期交易的产品以及系统时间。

按钮:

正如你在主窗口右上角看到的，你可以选择英语、蒙古语或中文，并且可以切换到白天或夜间模式。

在窗口左侧，您将看到“控制板”、“文章”、“拍卖”、“产品”、“拍卖历史”、“报告”、“监管”和“我的注册”选项。蒙古证券交易所发布的新闻位于“文章”部分。您可以阅读交易历史，并在“文章”部分找到交易的矿产品详细信息以及最新新闻。

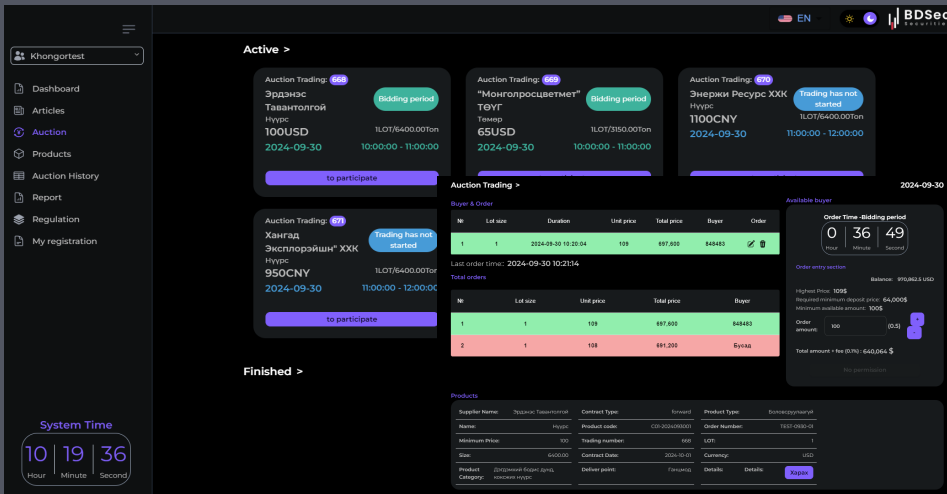


描述:

当您按下拍卖部分时，您将看到今天的交易额和已完成的交易。为了参与拍卖，点击您想要的交易项目，您将看到持续60分钟的竞价时间，然后可开始拍卖。如果您想提高价格，请按+按钮。如果拍卖结束时您的价格是最高的，您可以从“拍卖历史记录”部分查看您的交易历史记录。

从“产品部分”，您可以看到所有宣布在未来几天内交易的产品。

在“报告”部分，您可以从 3 种不同类型的报告中选择报告：订单详细信息、已成交的交易和加权平均指标。



提醒:

蒙古证券交易所组织的拍卖将在总共1小时内完成，买家应在交易开始后和提交竞价后1分钟内下达提价指令。如果在这 1 分钟内没有优先于最后输入的价格下达订单，则交易将以该价格执行并关闭交易。

Wechat QR code
Mining_Bdsec

经理，矿业部